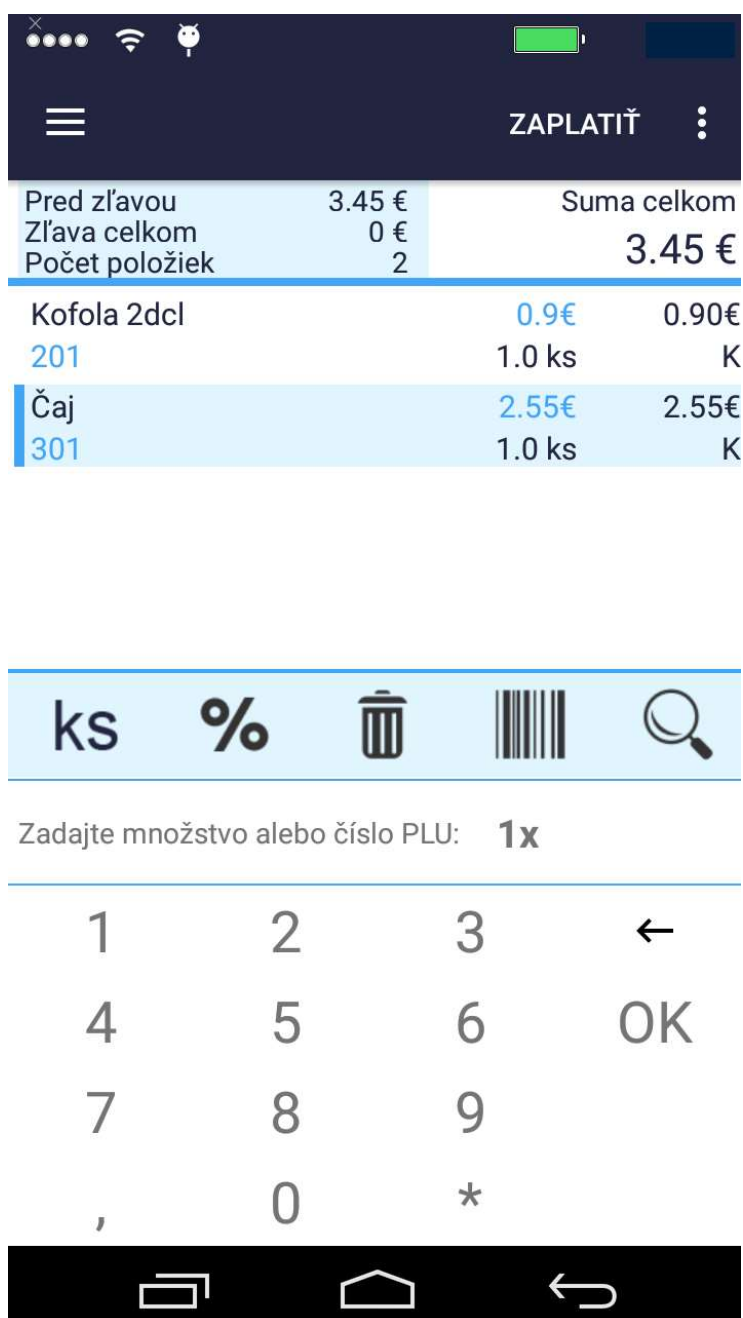


Zľava a zmena ceny

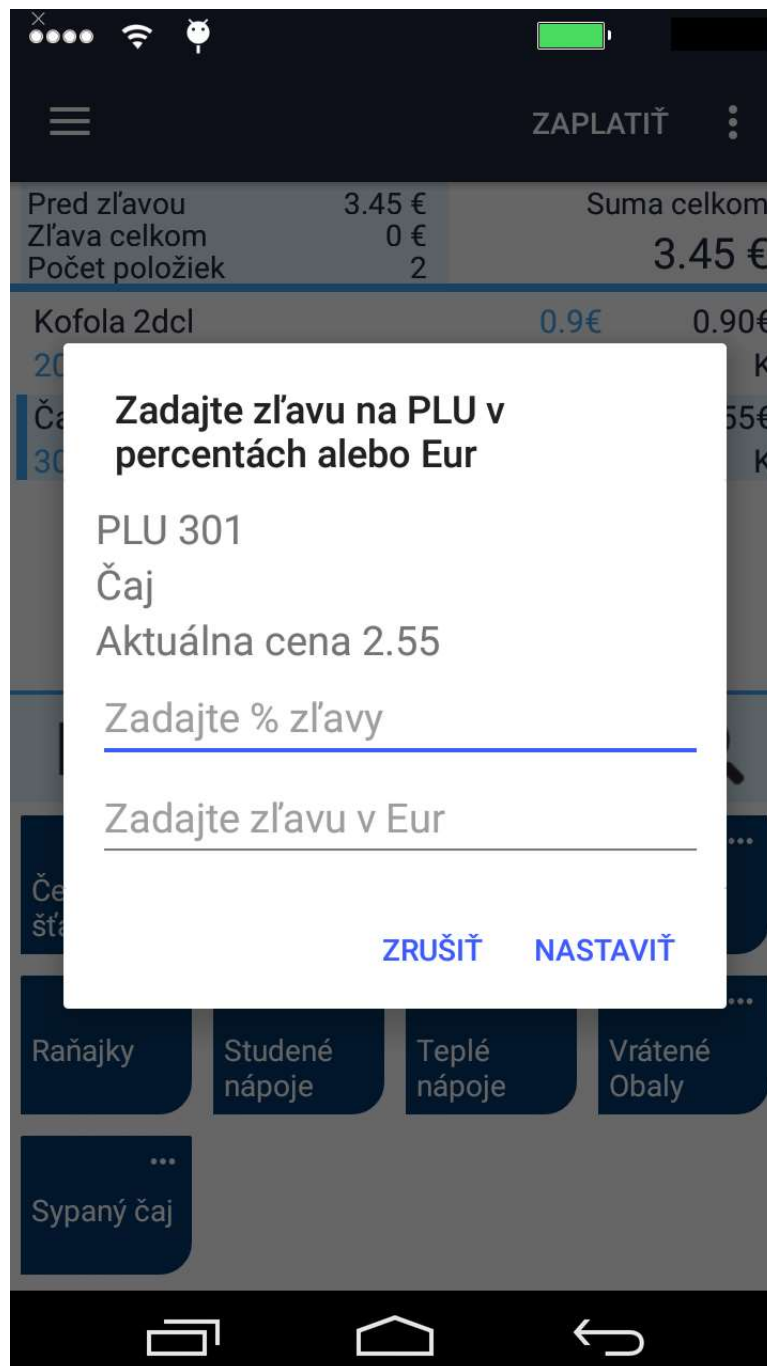
V aplikácii je možné vytvoriť zľavu na položku, na celý doklad alebo zmeniť cenu na položke.

Zľava na položku

1. Na doklade vyberte kliknutím prsta položku, na ktorú chcete dať zľavu. Že je položka vybratá, vidíte, keď je farebne (modrou) označená. Kliknite na percento v modrej lište.



2. Zobrazí sa Vám možnosť zadania zľavy. Zadajte zľavu buď v percentách alebo zľavu v eurách a kliknite na tlačidlo Nastaviť.



3. Návrat do dokladu zobrazí Vami zadanú zľavu na položku. Ďalej môžete pokračovať v blokovaní alebo prejdite k platbe.

The screenshot shows a mobile application interface for a point-of-sale system. At the top, there is a status bar with icons for signal strength, Wi-Fi, and battery. Below that is a dark blue header with a hamburger menu icon on the left, the text 'ZAPLATIŤ' (PAY) in the center, and a vertical ellipsis icon on the right. The main content area displays a receipt summary and a list of items. The summary table has three columns: description, amount, and total. The items table has four columns: description, price, quantity, and unit. The bottom of the screen shows a navigation bar with icons for 'ks' (quantity), percentage, trash, barcode, and search.

Pred zľavou		3.45 €	Suma celkom	
Zľava celkom	-0.26 €		3.19 €	
Počet položiek	3			
Kofola 2dcl	0.9€	1.0 ks	0.90€	K
201				
Čaj	2.55€	1.0 ks	2.55€	K
301				
Zľava PLU 301 10%	0.26€	-1.0	-0.26€	Z
0				

The screenshot shows a category menu in the mobile application. At the top, there is a light blue header with icons for 'ks' (quantity), percentage, trash, barcode, and search. Below the header is a grid of dark blue buttons, each with a three-dot menu icon in the top right corner. The buttons are labeled with category names: 'Čerstvé šťavy', 'Hlavné jedlá', 'Káva', 'Polievky', 'Raňajky', 'Studené nápoje', 'Teplé nápoje', 'Vrátené Obaly', and 'Sypaný čaj'. The bottom of the screen shows a navigation bar with icons for a list, home, and back.

Zľava na celý doklad

1. Na doklade kliknite vpravo hore na tlačidlo Zaplatiť.

The screenshot shows a mobile application interface. At the top, there is a status bar with icons for signal, Wi-Fi, and battery. Below it is a dark blue header with a hamburger menu icon on the left and the text 'ZAPLATIŤ' with a three-dot menu icon on the right. The main content area displays a receipt summary table:

Pred zľavou	7.00 €	Suma celkom
Zľava celkom	0 €	7.00 €
Počet položiek	3	


Kofola 2dcl	0.9€	0.90€
201	1.0 ks	K
Čaj	2.55€	2.55€
301	1.0 ks	K
Šťava spalovač 5dcl	3.55€	3.55€
411	1.0 ks	K

Below the receipt is a light blue bar with icons for 'ks', '%', a trash can, a barcode, and a magnifying glass. Underneath is a grid of category buttons, each with a three-dot menu icon:

- Čerstvé šťavy
- Hlavné jedlá
- Káva
- Polievky
- Raňajky
- Studené nápoje
- Teplé nápoje
- Vrátené Obaly
- Sypaný čaj

At the bottom, there is a black navigation bar with icons for a list, a home screen, and a back arrow.

2. Pri platbe kliknite na percento v modrej lište.



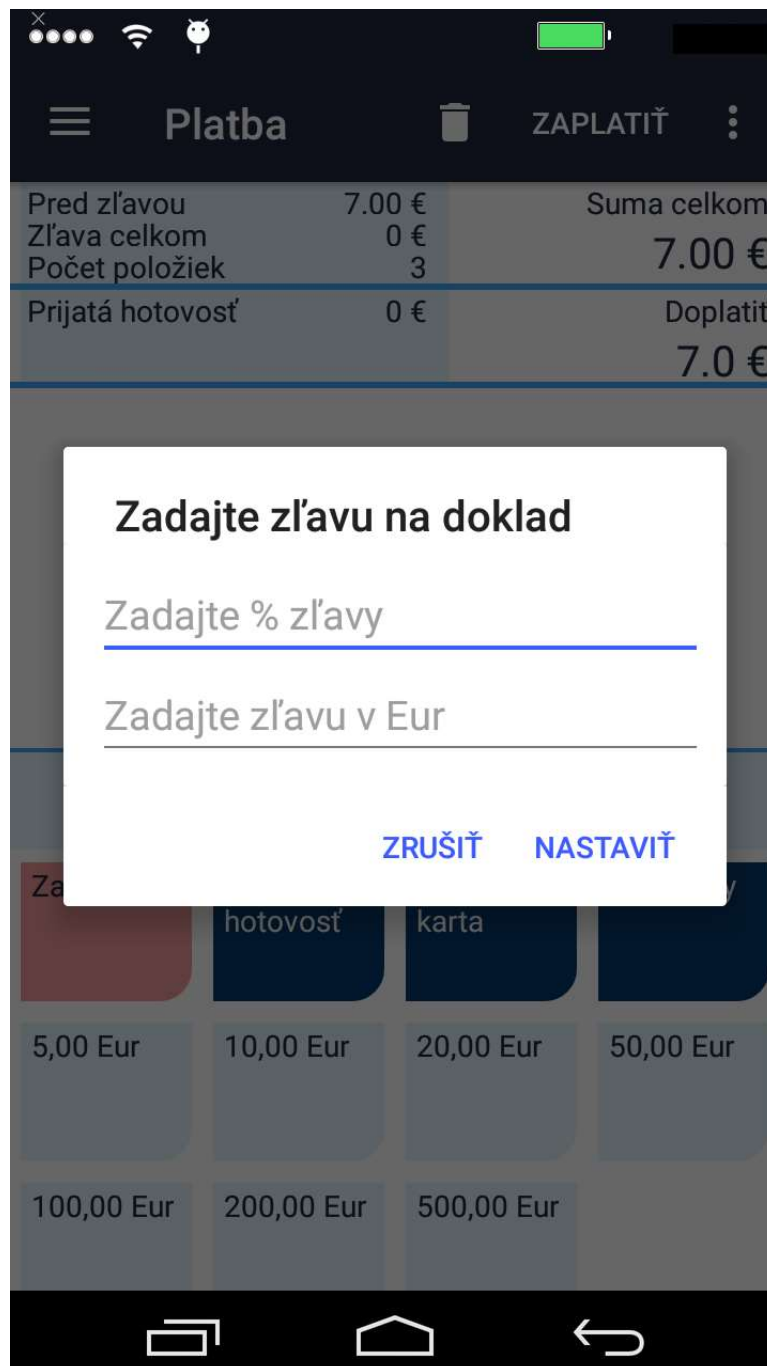
The screenshot shows a mobile application interface for payment. At the top, there is a status bar with icons for signal strength, Wi-Fi, and battery. Below that is a dark blue header with a hamburger menu icon, the word "Platba", a trash can icon, and the text "ZAPLATIŤ" followed by a vertical ellipsis. The main content is a table with a light blue background and a horizontal line separating the top and bottom sections.

Pred zľavou	7.00 €	Suma celkom
Zľava celkom	0 €	7.00 €
Počet položiek	3	
Prijatá hotovosť	0 €	Doplatiť
		7.0 €



The screenshot shows a mobile application interface for payment options. At the top, there is a light blue header with three icons: a percentage sign (%), a credit card, and a trash can. Below that are four dark blue buttons with white text: "Zaplatiť" (highlighted in red), "Prijatá hotovosť", "Platobná karta", and "Poukážky". Below these buttons are seven light blue buttons with white text, arranged in two rows: "5,00 Eur", "10,00 Eur", "20,00 Eur", "50,00 Eur" in the first row, and "100,00 Eur", "200,00 Eur", "500,00 Eur" in the second row. At the bottom, there is a black navigation bar with three white icons: a square, a house, and a left-pointing arrow.

3. Zobrazí sa Vám možnosť zadania zľavy. Zadajte zľavu buď v percentách alebo zľavu v eurách a kliknite na tlačidlo Nastaviť.



4. Návrat k platbe zobrazí Vami zadanú zľavu na celý doklad. Vyberte spôsob platby a kliknite na Zaplatiť.




The screenshot shows a mobile application interface for payment. At the top, there is a dark blue header with a hamburger menu icon, the word "Platba", a trash icon, and the word "ZAPLATIŤ" followed by a vertical ellipsis. Below the header is a table with a light blue background. The table has two columns: the left column lists items and their values, and the right column shows the total and remaining amounts. The items are: "Pred zľavou" (7.00 €), "Zľava celkom" (-1.40 €), "Počet položiek" (4), "Prijatá hotovosť" (0 €), "Suma celkom" (5.60 €), and "Doplatiť" (5.6 €). A blue horizontal line separates the items from the totals.

Pred zľavou	7.00 €	Suma celkom
Zľava celkom	-1.40 €	5.60 €
Počet položiek	4	
Prijatá hotovosť	0 €	Doplatiť
		5.6 €



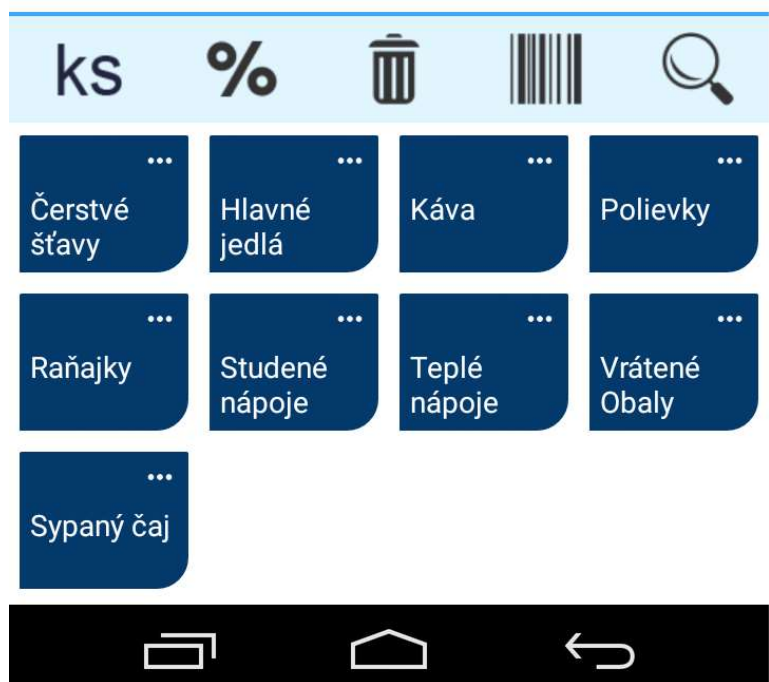
Zmena ceny na položke

1. Na doklade musíte držaním prsta vybrať položku, ktorej chcete zmeniť cenu.

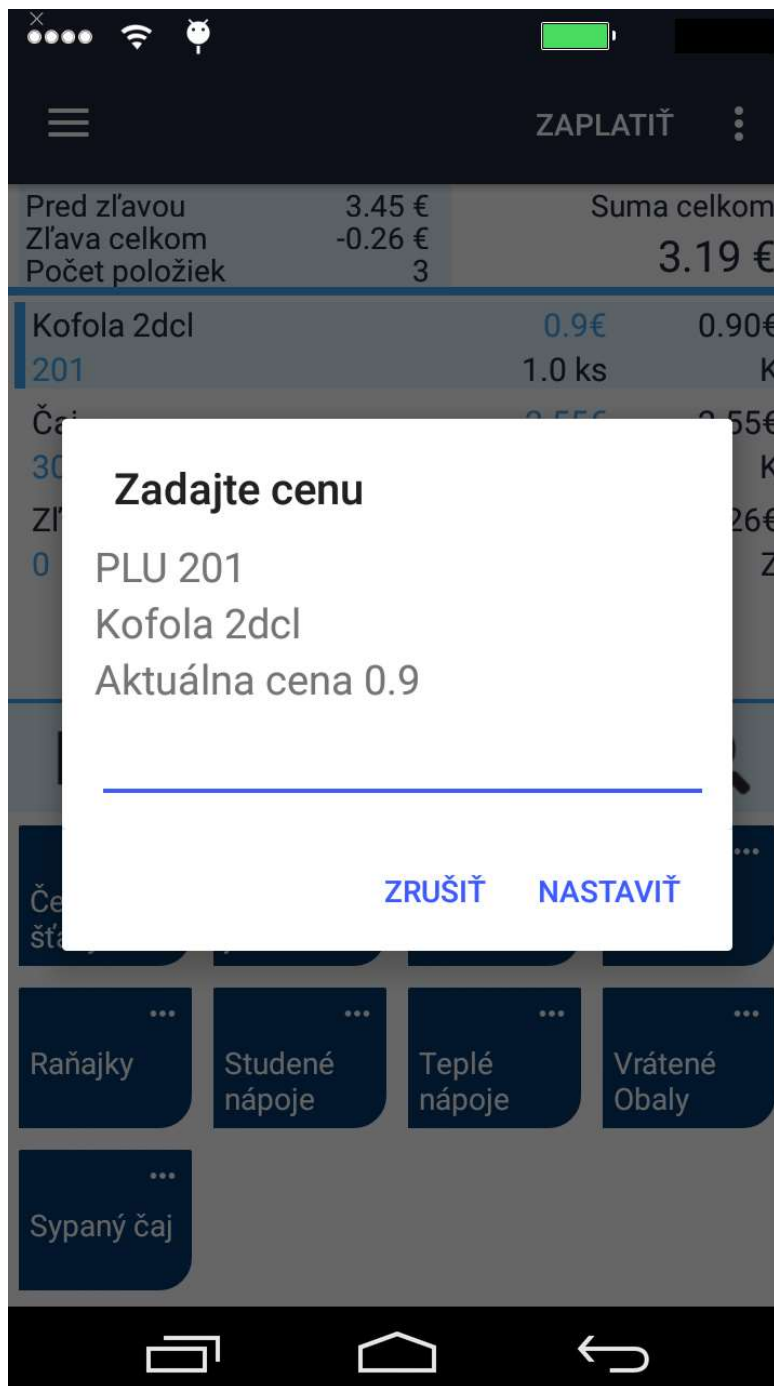


The screenshot shows a mobile application interface for a point-of-sale system. At the top, there is a status bar with signal strength, Wi-Fi, and battery icons. Below it is a dark blue header with a menu icon on the left and the text 'ZAPLATIŤ' with a three-dot menu icon on the right. The main content area displays a receipt summary and a list of items. The summary table shows: 'Pred zľavou' (3.45 €), 'Zľava celkom' (-0.26 €), and 'Počet položiek' (3). To the right, it shows 'Suma celkom' (3.19 €). Below this is a list of items: 'Kofola 2dcl' (0.90€), 'Čaj' (2.55€), and 'Zľava PLU 301 10%' (-0.26€). Each item has a quantity and a unit (ks) listed. The bottom part of the screen shows a navigation bar with icons for 'ks', '%', a trash can, a barcode, and a magnifying glass. Below these are several category buttons: 'Čerstvé šťavy', 'Hlavné jedlá', 'Káva', 'Polievky', 'Raňajky', 'Studené nápoje', 'Teplé nápoje', 'Vrátené Obaly', and 'Sypaný čaj'. At the very bottom is an Android-style navigation bar with back, home, and recent apps icons.

Item	Price	Quantity	Unit	Total
Pred zľavou	3.45 €			
Zľava celkom	-0.26 €			
Počet položiek		3		
Suma celkom				3.19 €
Kofola 2dcl	0.9€	1.0	ks	0.90€
Čaj	2.55€	1.0	ks	2.55€
Zľava PLU 301 10%	0.26€	-1.0		-0.26€



2. Podržaním prsta na položke sa otvorí okno s možnosťou zmeny ceny pre danú položku. Zadajte novú cenu položky a kliknite na Nastaviť.



3. Návrat do dokladu zobrazí Vami zadanú cenu položky. Ďalej môžete pokračovať v blokovaní alebo prejdite k platbe.

The screenshot shows a mobile application interface for a point-of-sale system. At the top, there is a status bar with icons for signal, Wi-Fi, and battery. Below it is a dark blue header with a menu icon on the left and the text 'ZAPLATIŤ' (PAY) on the right, accompanied by a three-dot menu icon.

The main content area displays a receipt summary and a list of items:

Pred zľavou		3.25 €	Suma celkom
Zľava celkom	-0.26 €		2.99 €
Počet položiek	3		

Kofola 2dcl	0.7€	0.7€
201	1.0 ks	K
Čaj	2.55€	2.55€
301	1.0 ks	K
Zľava PLU 301 10%	0.26€	-0.26€
0	-1.0	Z

Below the receipt is a light blue toolbar with icons for 'ks' (quantity), '%', a trash can, a barcode, and a magnifying glass. Underneath is a grid of product category buttons, each with a three-dot menu icon:

- Čerstvé šťavy
- Hlavné jedlá
- Káva
- Polievky
- Raňajky
- Studené nápoje
- Teplé nápoje
- Vrátené Obaly
- Sypaný čaj

At the bottom of the screen is a black navigation bar with three white icons: a document, a house, and a back arrow.